


Bi2 AIR

Ультратонкий воздушный SLR инвертор



ОСОБЕННОСТИ

- Обогрев, охлаждение, осушение и фильтрация воздуха
- Корпус со встроенной обогревающей панелью
- Единая конструкция с всасыванием воздуха снизу
- Передняя панель сделана из металла, а боковые из — АБС-пластика
- Компактность. Минимальная толщина 12.9 см, а максимальная — 15 см
- Линейка, состоящая из 5 мощных моделей
- Бесщеточный двигатель постоянного тока
- Моноблочный корпус для комфортной работы
- Заслонка подачи воздуха из стали с электроприводом
- Противовзломные решетки на воздухозаборнике
- Съемные фильтры, установленные на воздухозаборнике
- Дистанционное управление (только для TR управления)
- Цвета в наличии: White RAL 9003
- Установка: напольная, настенная



Совместим с:
SIOS
CONTROL



ТЕХНОЛОГИЯ ОТОПЛЕНИЯ

Терминал с трубчатой нагревательной мощностью для максимального звукового и климатического комфорта.



ЕДИНАЯ КОНСТРУКЦИЯ

Передняя и боковая панели соединены для легкой установки и техобслуживания.



МУЛЬТИСЕТЕВОЕ УПРАВЛЕНИЕ

Встроенная электроника обеспечивает сенсорное и дистанционное управление, а также домашнюю автоматизацию устройства.

МУЛЬТИСЕТЕВОЕ УПРАВЛЕНИЕ

Управление TR (touch remote/сенсорный пульт):

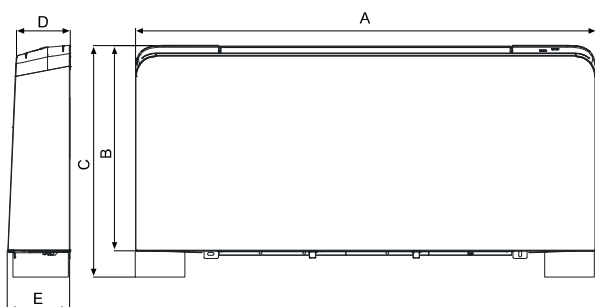
Сенсорное управление на установке и дистанционное управление в комплекте
Есть возможность переключать режимы управления* с помощью нескольких кнопок на аппарате, на пульте дистанционного управления на стене (хронотермостат, код B0736, опционально) или с помощью домашней автоматизации через сигнальный протокол Modbus RS485.

УПРАВЛЕНИЕ AR


(analogic remote/аналоговый пульт дистанционного управления):

Сенсорное управление на установке и дистанционное управление в комплекте
Есть возможность переключать режимы управления* с помощью нескольких кнопок на аппарате, на пульте дистанционного управления на стене (хронотермостат, код B0736, опционально) или с помощью домашней автоматизации через сигнальный протокол Modbus RS485.

*Во всех случаях, за исключением комбинации с SIOS Control: сенсорное управление, датчик воздуха на аппарате и дистанционное управление отключены.



		200	400	600	800	1000
A	мм	695	895	1095	1295	1495
B	мм	599	599	599	599	599
C	мм	679	679	679	679	679
D	мм	129	129	129	129	129
E	мм	150	150	150	150	150
Вес нетто	кг	13,5	15,5	19,5	22,5	25,5



- 1 Heat exchange battery
- 2 High efficiency heating panel
- 3 Tangential fan
- 4 DC Brushless electric motor
- 5 Discharge air flap and anti-intrusion delivery grille
- 6 Condensate collection tray
- 7 Front body in electro-galvanised sheet
- 8 Anti-intrusion intake grille
- 9 ABS sides
- 10 Touch control on the machine (TR version)

MODEL		SLR Air inverter - ultraslim																
		200			400			600			800			1000				
SLR Air inverter (with command TR)		cod.	01856			01857			01858			01859			01860			
SLR Air inverter (with command AR)		cod.	01772			01773			01774			01775			01776			
Fan speed			Lower	Middle	High	Lower	Middle	High	Lower	Middle	High	Lower	Middle	High	Lower	Middle	High	
Total power output in cooling mode	a27/19 - w7/12	(a) (E)	kW	0.38	0.71	0.82	0.91	1.34	1.74	1.50	2.10	2.54	1.98	2.69	3.29	2.17	3.25	3.78
Sensitive power output in cooling mode	a27/19 - w7/12	(a) (E)	kW	0.26	0.50	0.64	0.65	1.02	1.25	1.10	1.56	1.94	1.54	2.09	2.54	1.71	2.42	2.98
Fluid flow rate	a27/19 - w7/12	(a)	l/h	66.2	123.3	142.9	157.6	232.0	302.5	259.2	363.1	440.3	341.9	464.7	570.0	374.8	561.4	654.8
Water side head loss	a27/19 - w7/12	(a) (E)	kPa	3.8	10.6	13.1	2.4	5.5	8.2	7.5	14.2	19	7.3	13.8	18.7	5.7	13.1	18.2
Total power output in heating mode	a20/15 - w50/-	(b) (E)	kW	0.64	0.84	1.05	1.25	1.65	2.31	1.75	2.56	3.12	2.21	3.10	4.10	3.05	3.77	4.67
Fluid flow rate	a20/15 - w50/-	(b)	l/h	66.2	123.3	142.9	157.6	232.0	302.5	259.2	363.1	440.3	341.9	464.7	570.0	374.8	561.4	654.8
Water side head loss	a20/15 - w50/-	(b) (E)	kPa	3.2	8.8	10.9	2.0	4.6	6.8	6.2	11.8	15.8	6.1	11.5	15.5	4.7	10.9	15.1
Total power output in heating mode	a20/15 - w45/40	(c) (E)	kW	0.54	0.70	0.88	1.06	1.39	1.94	1.46	2.14	2.60	1.85	2.60	3.44	2.56	3.16	3.91
Fluid flow rate	a20/15 - w45/40	(c)	l/h	91.9	119.9	150.0	181.9	238.1	330.3	250.6	365.7	444.6	316.6	444.8	587.9	438.1	541.0	668.5
Water side head loss	a20/15 - w45/40	(c) (E)	kPa	5.7	8.8	12.2	2.9	4.8	7.9	5.8	11.8	16.0	4.1	8.9	14.2	6.4	9.8	13.9
Absorbed power		(E)	W	5	7	11	6	9	19	7	11	20	8	12	24	9	14	27
Sound Power Lw(A)		(E)	dB(A)	38	45	52	39	46	53	41	47	53	42	48	54	42	48	54
Sound pressure Lp (A)		(d)	dB(A)	29	36	43	30	37	44	32	38	44	33	39	45	33	39	45
Air flow		(f)	m3/h	100	130	160	190	250	320	280	360	460	350	450	575	400	510	650
Battery water content			l	0.47			0.8			1.13			1.46			1.8		
Maximum operating pressure			bar	10			10			10			10			10		
Hydraulic fittings			inches	Eurocone 3/4			Eurocone 3/4			Eurocone 3/4			Eurocone 3/4			Eurocone 3/4		
Electrical power supply			V/ph/Hz	230/1/50			230/1/50			230/1/50			230/1/50			230/1/50		
Max static heating efficiency (50°C)			kW	0.37			0.42			0.5			0.62			0.77		
Max static heating efficiency (70°C)			kW	0.59			0.71			0.84			1.04			1.28		
Water content of the radiant panel			l	0.19			0.27			0.35			0.43			0.50		

The above services refer to the following operating conditions:

(a) Cooling mode at standard conditions: air temperature 27°C b.s., 19°C b.u., water inlet temperature 7°C, water outlet temperature 12°C

(b) Heating mode conditions of use 1: air temperature 20°C b.s., 15°C b.u. max, water inlet temperature 50°C, water flow equal to the cooling water standard condition

(c) Heating mode standard conditions: air temperature 20°C b.s., 15°C b.u. max, water inlet temperature 45°C, water outlet temperature 40°C

(d) Sound pressure level valid for closed rooms with a volume of 100 m3 with a reverberation time of 0.5 s and installation on the floor/ceiling, sound emission on 1/4 sphere at 3 m distance




(E) Eurovent certified data

(f) Air flow rate measured with clean filters

ACCESSORIES












SLR AIR INVERTER - ULTRASLIM E SLIM

Accessories control TR

	CODE	DESCRIPTION	COMBINATIONS
ON BOARD CONTROL	INSTALLED AS STANDARD	The TR (Touch Remote) control includes a touch control on the machine and a remote control (supplied). Furthermore, through a combination of keys, it is possible to remotely command the control with a B0736 wall remote control or a home automation system (Olimpia Splendid or compatible), through the Modbus RS485 ASCII serial protocol (configurable ASCII or RTU for sizes 1400 and 1600). Furthermore, through the user interface, only for sizes 1400 and 1600, it is possible to add a correction on the room temperature read.	B0736  My Home by 
ON BOARD CONTROL	B0736	LCD wall clock thermostat remote control kit. Programmable wall LCD thermostat control for MODBUS connection, RS485. Ability to control up to 30 units. Desired temperature selection, operation mode, fan speed, manual/programmable thermostat. Room sensor inserted in control. Backlit LCD. Presence contact input. The control is equipped with a 230/12VAC double insulation power transformer and a buffer battery. Wall installation with center to center distance compatible with standard recessed mounting box 503.	
	INDRZ	Mandatory default addressing of remote kits in case of remote management via Modbus connection with SiOS Control, Bticino MYHome and any other system that communicates in Modbus.	-
Addressing for Bticino management and SiOS Control			

Accessories control AR

	CODE	DESCRIPTION	COMBINATIONS
ON BOARD CONTROL	INSTALLED AS STANDARD	The AR (Analogic Remote) command allows remote control by interfacing with wall controls or home automation control systems via 0-10V analog input or contacts (for fan coil radiators use the contact mode). It has a 230Vac output for control of a solenoid valve and a water probe inlet with the function of a minimum probe (only for use with contacts). For the sizes 1400 and 1600: minimum water probe even in 0-10V use, wide voltage range for managing of the static operation of the fan coil radiators even in 0-10V use.	

	CODE	DESCRIPTION
HYDRAULIC KITS	 B0832	2-way valves unit kit with 4-wire thermoelectric actuator and end run micro switch. Consists of a valve with thermoelectric actuator and holder, the first allows for the control of terminal thermal emissions intercepting water passage; the holder allows the balancing of system load losses. This kit is mandatory in version SLR except in the case of using a 3-way valve kit or in the presence of a collector with thermoelectric heads.
	 B0834	3-way valves unit kit with 4-wire thermoelectric actuator and end run micro switch. Consists of a three-way diverter valve with thermoelectric actuator, and a holder. The first allows the control of terminal thermal emissions intercepting water passage; the holder allows the balancing of system load losses; the by-pass keeps water circulating in the system. This kit is an alternative to the 2-way solenoid valve kit (required in version SLR).
	 B0205	Manual 2-way group valves kit. Consisting of a valve and a holder, the first allows the cabinet to be manually excluded from the system, while the holder allows the balancing of system load losses. Also allowed when solenoid valves on the collector are managed by the control kit of terminal Bi2.
	 B0204	Manual 2-way valve isolation kit. Avoids condensation during the cooling operation (already included in the other thermoelectric hydraulic kits).
	 B0200 B0201	Kit pair adapters. Allows you to transform the Bi2 3/4" Eurocone connection into a standard 1/2" (B0200) or 3/4" (B0201) gas thread connection.
	 B0203	Kit 90° Eurokonus bend Facilitates the connection in case of hydraulic connections with walled pipes.
ELECTRICAL KITS	 B0839	Extension cord control panel kit Power and motor sensor electric connection cable for installations where connection positions are rotated (from Left to Right).
AESTHETICAL KITS	 B0853 (200) B0853 (400) B0853 (600) B0853 (800) B0853 (1000) B0874 (1400) NEW B0874 (1600) NEW	Feet kit for Bi2 Air Ultraslim and Bi2 Air Slim. Kit of two aesthetic feet for coverage of any floor pipes. Available in white.
	 B0852 (200) B0852 (400) B0852 (600) B0852 (800) B0852 (1000)	Floor fixing brackets kit for Bi2 Air Ultraslim Kit support brackets and mounting the floor of the terminal (applications front windows or on non-bearing walls). It also has the function of aesthetic kit (color off white).
	 B0875 (1400) NEW B0875 (1600) NEW	Floor fixing bracket kit Bi2 Air Slim. Terminal support and floor fixing bracket kit (front glass applications or on non-bearing walls). To be used in combination with kit B0874. It increases the fan coils thickness of 17 mm (18 mm if with back panel).
	 B0847 (200) B0848 (400) B0849 (600) B0850 (800) B0851 (1000) B0876 (1400) NEW B0877 (1600) NEW	Back panel in painted sheet (for front glass applications).